




AT HOME LEARNING

Prep

Week 1

Prep Learning Timetable

You will not need access to a digital device to complete the following activities. You will need help from a parent/carer and/or siblings.

<p>Week One</p>  <p>Daily Tasks</p>	<p>Day 1</p> <p>Can you help make your bed?</p>	<p>Day 2</p> <p>Could you organise your toys today?</p>	<p>Day 3</p> <p>Can you help make lunch today?</p>	<p>Day 4</p> <p>How can you help a family member today?</p>	<p>Day 5</p> <p>Can you tidy your room?</p>
<p>Morning</p> <p>If you do not have a book to keep your work in, you can make yourself one by stapling some sheets of paper together.</p>	<p>English (Complete at least 2) Ask an adult or older sibling to write each letter of the alphabet for you to copy. Read a book with a parent/carer/ identify rhyming words in the story. OR Draw a picture of rhyming pairs (e.g. dog/log) . OR Where is the story taking place? How do you know? Discuss this with your parent/carer. OR Explain how the story reminds you of something in real life. OR Do some colouring in to improve your fine motor skills and build writing stamina.</p>	<p>English (Complete at least 2) Practice your fine motor skills by tracing over the dotted lines on the Create your name out of pegs or pasta. OR Write the alphabet on paper or on cement with chalk. OR Read a book with a parent/carer. What interesting words can you find in the story? Identify all the characters in the story and talk about them with your parent/carer. OR Verbally describe one of the characters to your parent/carer. What do they look like? What do they do? What do they like/dislike? OR Draw this character in your workbook and label or write about them. Add lots of detail.</p>	<p>English (Complete at least 2) Practise writing your name in your book. If you can already write your first name, practice your last name as well. OR Learn how to write the first names for another person in your family. Ask them to write it down, name the letters and help you copy it into your book. OR Read a book with a parent/carer. Can you find some punctuation in the story, for example full stops and capital letters? Talk to your parent/carer about them. OR Practice saying the Alphabet. OR Play "I Spy" with an adult/carer. Find something starting with "r". Find something beginning with "d".</p>	<p>English (Complete at least 1) Read a nursery rhyme or rhyming story with a family member. Identify the rhyming pairs. OR Pretend you are hosting a big party! What food would you like? What food would your guests like? Draw/write a shopping list. OR Practice writing the letters of the alphabet in the correct order.</p>	<p>English (Complete at least 1) Draw a picture and/or write a postcard or a letter to a friend or family/carer. Tell them what you have been doing for the past few days. If you can't mail it leave it somewhere safe to give them when you next see them. OR Read a book with a family member. Can you find any letters or words you recognise in the story? +1 of the following Tell your parent/carer what the story is about – who are the characters, what happens? Why would you recommend this story to your school friends? OR Act out your favourite part in the story for someone in your family.</p>

Break					
Middle	<p>Mathematics (Complete at least 2) Ask someone to help you collect 10 objects. Practise counting your collection, forwards and backwards. You could even try starting from different numbers (for example, start with 5 objects and keep counting). OR Count how many steps it takes to get from your bedroom to the kitchen and back. OR Play a board game with a family member, for example snakes and ladders.</p>	<p>Mathematics (Complete at least 2) Number hunt: what numbers can you find in your house? Can you find all the numbers from zero to ten? Go to twenty if you can. Try writing these numbers in your book, for example the numbers on a remote control or a clock. Can you find numbers on shoes, on food in the cupboard or in the fridge? OR Collect your favourite toys, books or LEGO. Sort them into different categories. Explain to someone how you sorted them? Is there another way you can sort them? Sort them again. (try and find more than two ways to sort) OR Collect 10 sticks (or random objects) and order them from shortest to tallest.</p>	<p>Mathematics (Complete at least 2) Practise cutting a piece of paper in half. How do you know the parts are equal? Is there another way you can make half? OR When you are making your lunch today, practise counting and sharing items. For example, can you cut your sandwich in half? Can you count out scoops of rice for each person? Can you share an apple with a family member, so each person gets the same amount to eat? OR Draw a picture of your family in order of shortest to tallest.</p>	<p>Mathematics (Complete at least 2) Shape hunt: What shapes can you find in your house? Draw a picture out of these shapes. Describe your picture to a family member and ask them to help you write down the names of the shapes. OR Complete, colour and make the "All about rectangles "book." OR Choose some objects in your house. Order them from shortest to longest.</p>	<p>Mathematics Collect some blocks, pencils, pens, dried pasta, dried beans, etc. Make a repeating pattern. ABAB pattern – knife, fork, knife, fork ABBA – pencil, rubber, rubber, pencil Draw your pattern in your workbook. Describe your pattern to a family member. Can you make another pattern using the same materials? Draw your second pattern. Choose one of your objects for example, a block and use it to measure things in your house. For example, how long (how many blocks) is your table? How wide is the door? Draw a picture of you measuring something that you discovered which was very long and something you discovered which was very short.</p>
Break					
Afternoon	<p>Digital Technology Find and photograph examples of patterns in natural, built and man-made environments.</p>	<p>Science Draw or build (lego, playdough, toys, etc.) an animal's in its habitat (home). Draw what it needs to survive (what does it eat, drink, breathe,</p>	<p>Health My body -Discuss 3 different things you do to take care of your body.</p>	<p>HPE Ball skills With any size ball that is available practice: -toss and catch (one hand, two hand) -throw at a target</p>	<p>Mindset and wellness -Write down 3 things that make you feel happy.</p>

		<p>take shelter, get it's light and warmth from?). Try adding some labels if you can (adults may assist).</p>		<p>(underarm and overarm) - bounce and catch (one hand or two hand) -kick at a target</p>	
--	--	---	--	---	--

Welcome to Digital Technologies

We are focusing on patterns for Remote At Home Learning!
 (This specific task is not an assessment but will contribute towards the understanding of patterns in Digital Technologies.)

Find and photograph examples of patterns in natural, built and man-made environments.

A decorative border with a repeating zigzag pattern in various colors including blue, green, yellow, orange, red, purple, and teal. The border is composed of two parallel lines with a dashed white line in between.

Name: _____


Week 1


Learning @ Home Booklet

Prep

Term 2, 2020

a	Around, up. down	A	Down, lift. down, lift. cross	m	Down, up. around, down. up, around, down	M	Down, lift. down up, down
b	Down, up. around	B	Down, lift. around, around	j	Down, slide, lift, dot	J	Down, slide, lift, cross
c	Slide, around	C	Slide, around	i	Down, lift, dot	I	Down, lift, cross, lift, cross
d	Around, up, down, kick	D	Down, lift, around	h	Down, up, around, down	H	Down, lift, down, lift cross
e	Up, around	E	Down, cross, lift, cross, lift, cross	g	Around, up, down, slide cross	G	Around, up, down
f	Slide, down, lift, cross	F	Down, lift, cross, lift, cross	u	Down, up, around, up, down	U	Down, around, up, down
g	Around, up, down, slide cross	G	Around, up, down	v	Down, up, kick	V	Down, up
h	Down, up, around, down	H	Down, lift, down, lift cross	w	Down, up, down, up, kick	W	Down, up, down, up
i	Down, lift, dot	I	Down, lift, cross, lift, cross	x	Down, up, down, down	X	Down, lift, down
j	Down, slide, lift, dot	J	Down, slide, lift, cross	y	Down, around, up, down slide	Y	Down, up, lift, down
k	Down, up, around, down	K	Down, lift, down, down	z	Cross, down, cross	Z	Cross, down, cross
l	Down	L	Down, cross				
m	Down, up, around, down, up, around, down	M	Down, lift, down up, down				
n	Down, up, around, down	N	Down, lift, down, up				
o	Around	O	Around				
p	Down, up, around	P	Down, lift, around				
q	Around, up, down, kick	Q	Around, lift, cross				
r	Down, up, around	R	Down, lift, around, down				
s	Around, around	S	Around, around				
t	Down, lift, cross	T	Down, lift, cross				
u	Down, around, up, down	U	Down, around, up, down				
v	Down, up, kick	V	Down, up				
w	Down, up, down, up, kick	W	Down, up, down, up				
x	Down, up, down, down	X	Down, lift, down				
y	Down, around, up, down slide	Y	Down, up, lift, down				
z	Cross, down, cross	Z	Cross, down, cross				






Draw 3 different rectangles
of different sizes.

rectangle




Trace the shape and the word.

Find and colour the rectangles.



All About Rectangles



Name: _____